



CABINET SOLUTIONS

NEW PRODUCT YEAR 2025





TABLE OF CONTENTS

3 INTRODUCTION

4 CABINET SOLUTIONS

5 SIGNATURE LINE

6 CLASSIC COLLECTION

7 CLASSIC MODERN COLLECTION

8 WOODLAND COLLECTION

9 CONTEMPORARY COLLECTION

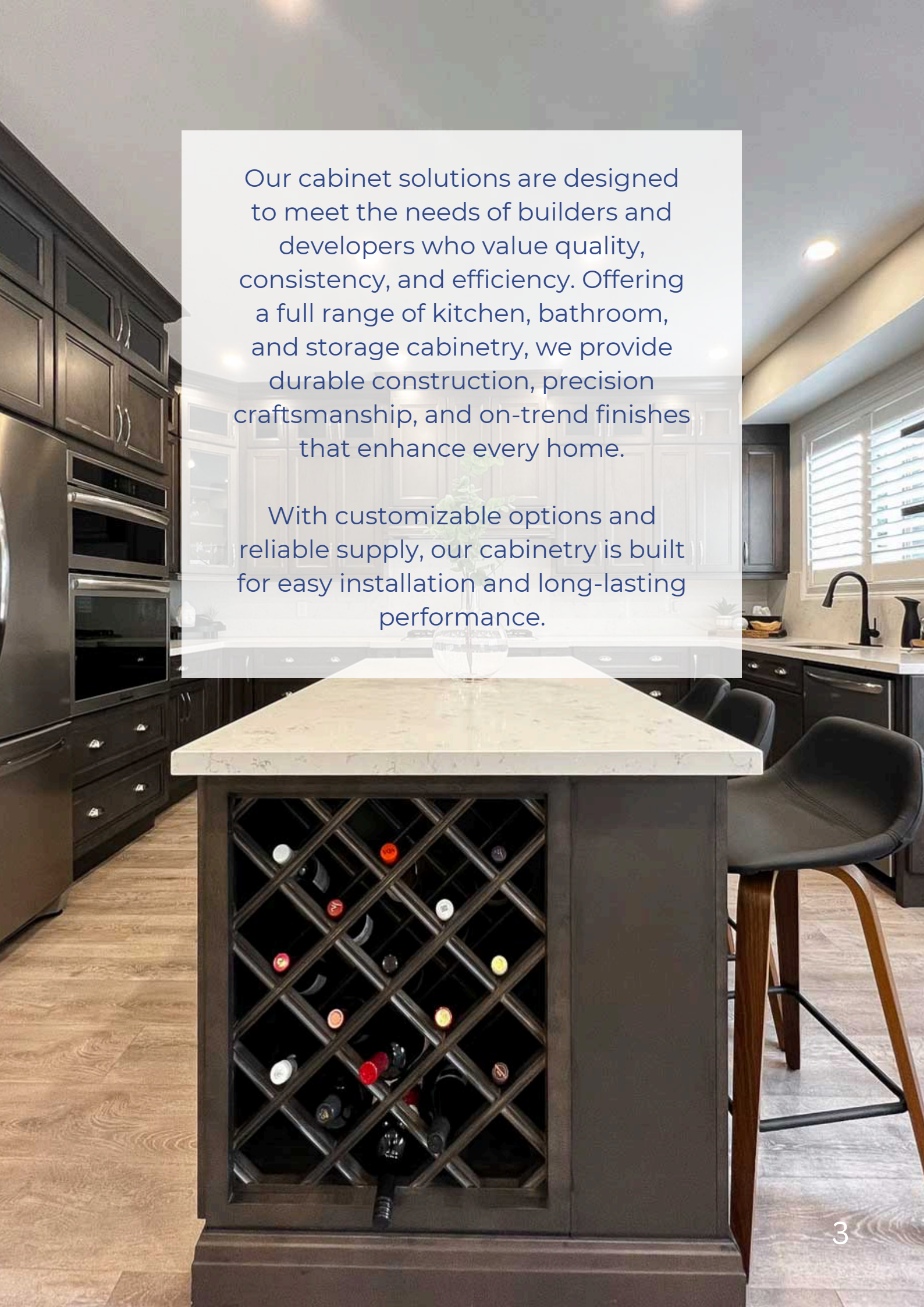
10 ARTISAN LINE

11 DESIGNER COLLECTION

12 AUTHENTIC COLLECTION

13 VANITIES

18 CLOSETS

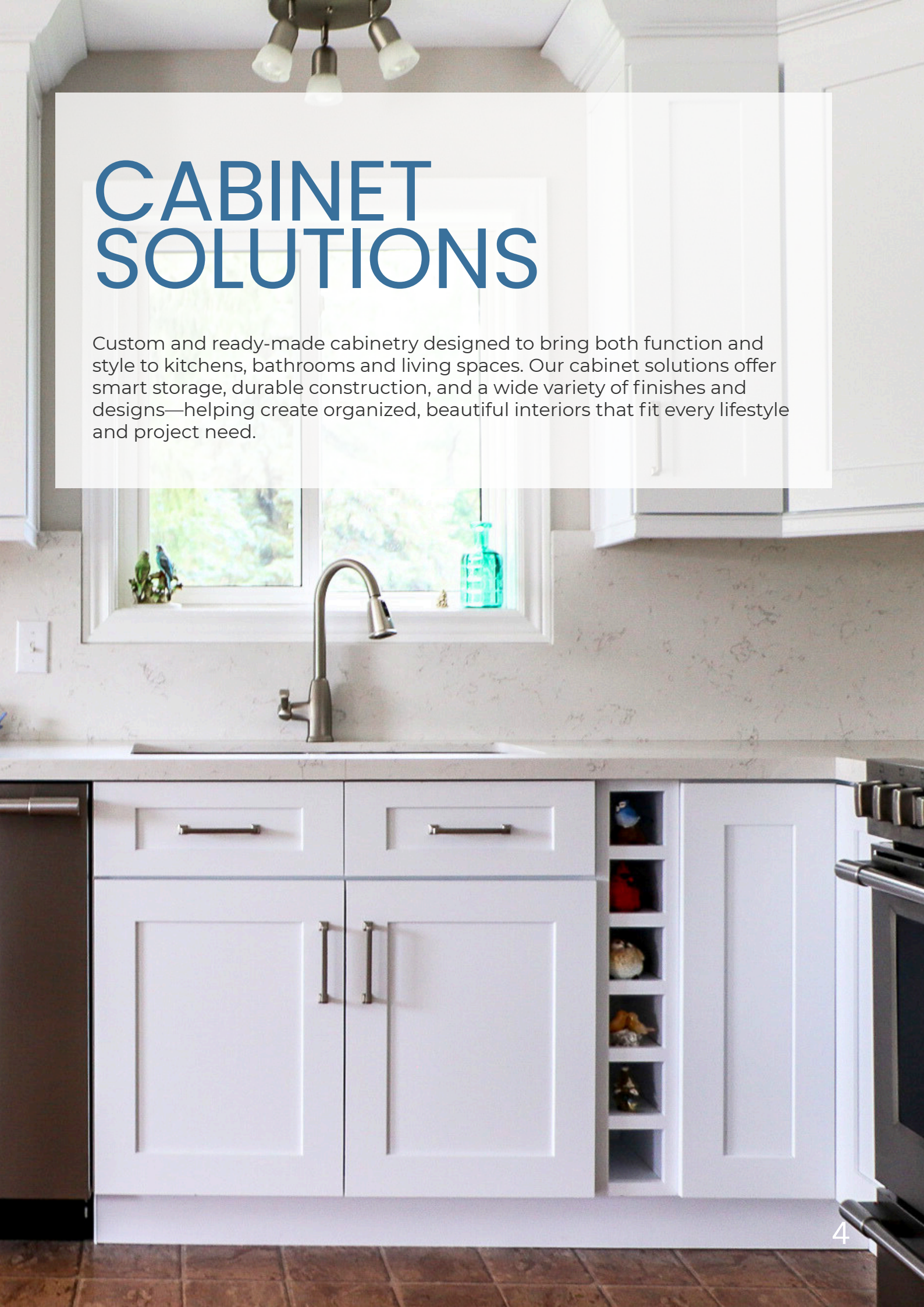


Our cabinet solutions are designed to meet the needs of builders and developers who value quality, consistency, and efficiency. Offering a full range of kitchen, bathroom, and storage cabinetry, we provide durable construction, precision craftsmanship, and on-trend finishes that enhance every home.

With customizable options and reliable supply, our cabinetry is built for easy installation and long-lasting performance.

CABINET SOLUTIONS

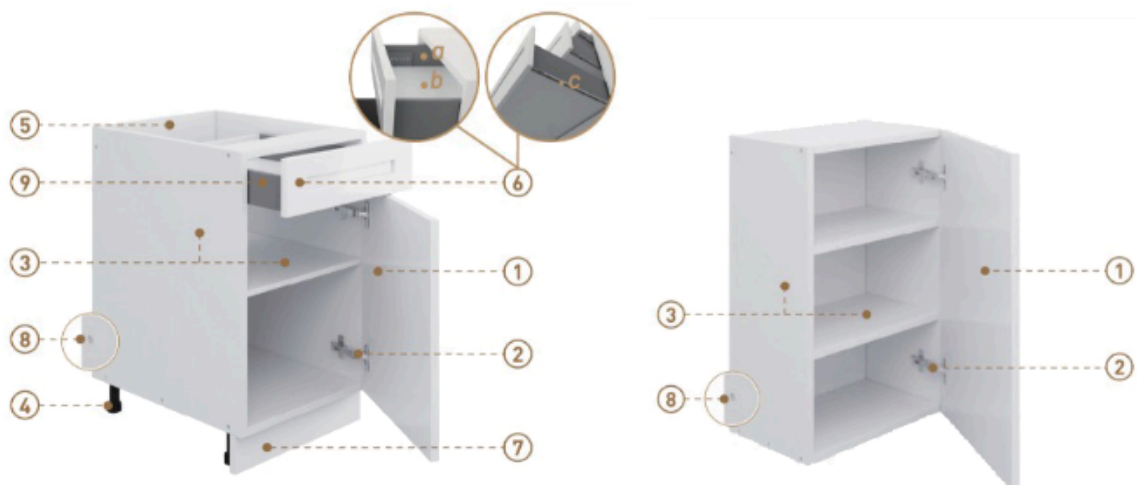
Custom and ready-made cabinetry designed to bring both function and style to kitchens, bathrooms and living spaces. Our cabinet solutions offer smart storage, durable construction, and a wide variety of finishes and designs—helping create organized, beautiful interiors that fit every lifestyle and project need.



SIGNATURE LINE

PLYWOOD & PARTICLE BOARD OPTIONS

- 1 - Door Panel for diversified Choices.
- 2 - 6 Ways & soft-close hinge for easy adjustment.
- 3 - 3/4" shelf and side panel for best quality.
- 4 - Adjustable Legs 4 1/4"~5 1/4" for more adjustable space.
- 5 - 5mm back panel with top and bottom enforced rail for Classic Euro style.
- 6 - Metalbox Drawer System for minimalism style:
 - a. 1/2" metal side panel with logo on both sides.
 - b. 5/8" melamine laminated plywood for bottom and back panel.
 - c. concealed slide.
- 7 - Aluminum & Door Material Toe-kick for different design.
- 8 - Screw with dowels for easy assembly & sturdy structure.
- 9 - Full-access & Soft-closing drawer for modern experience.



KITCHEN CABINETS

Single shaker cabinets that maintain clean lines and simplicity.

CLASSIC COLLECTION



White Single Shaker
(WSS)



Gray Single Shaker
(GSS)



Blue Single Shaker
(BSS)



CLASSIC COLLECTION (BLUE SINGLE SHAKER)

CLASSIC COLLECTION

Single shaker cabinets maintain the clean lines and simplicity that define the shaker style.

They feature a flat center panel surrounded by a frame, which creates a visually appealing and timeless look.

The single panel design offers a sleek and modern twist on the traditional shaker cabinets.



Blue Single Shaker (BSS)

MODERN CLASSIC COLLECTION

The Slim Shaker feature of the Modern Classic Series offers narrower stiles and rails compared to traditional shaker cabinets.


This design element creates a sleeker and more contemporary look while maintaining the classic shaker aesthetic.

The slim profile also allows for a more efficient use of space in the kitchen.

KITCHEN CABINETS

Slim Shaker design combines a contemporary aesthetic to the classic shaker design.

MODERN CLASSIC COLLECTION




*White Slim Shaker
(SSW)*



KITCHEN CABINETS

Natural wood cabinets can be designed with various door styles to achieve desired detail & sophistication.


WOODLAND COLLECTION



Pure White
(MPW)




Whitish Maple
(MWM)



Natural Wood
(MNW)



Smoked Oak
(MSO)



WOODLAND COLLECTION (NATURAL WOOD)

WOODLAND COLLECTION

Natural wood cabinets have a timeless appeal that transcends design trends. They can adapt to changing styles and remain relevant and stylish for many years. Their classic look also adds value to your home, as wood is often associated with high-end and quality craftsmanship.

Natural wood cabinets can be customized to suit your specific preferences and needs. They can be designed with various door styles, including raised panel, recessed panel, or shaker, allowing you to achieve the desired level of detail and sophistication.



Natural Wood (MNW)

CONTEMPORARY COLLECTION

High gloss OR matte cabinets create a clean and modern appearance in the kitchen. The high gloss finish reflects light, giving the cabinets a shiny and reflective surface that adds a sense of brightness and openness to the space


Matte options also offer a great effect on the elegance of simple design.

This line has superior resistance to discolouration and fingerprints disappear almost instantly.

KITCHEN CABINETS

Create a clean & modern appearance with high gloss or matte finishes that add a sense of brightness & openness.

CONTEMPORARY COLLECTION



Glossy White (PGW)



Glossy Gray (PGG)



Glossy Ash (PGA)



Matte Gray (PMG)



Matte White (PMW)

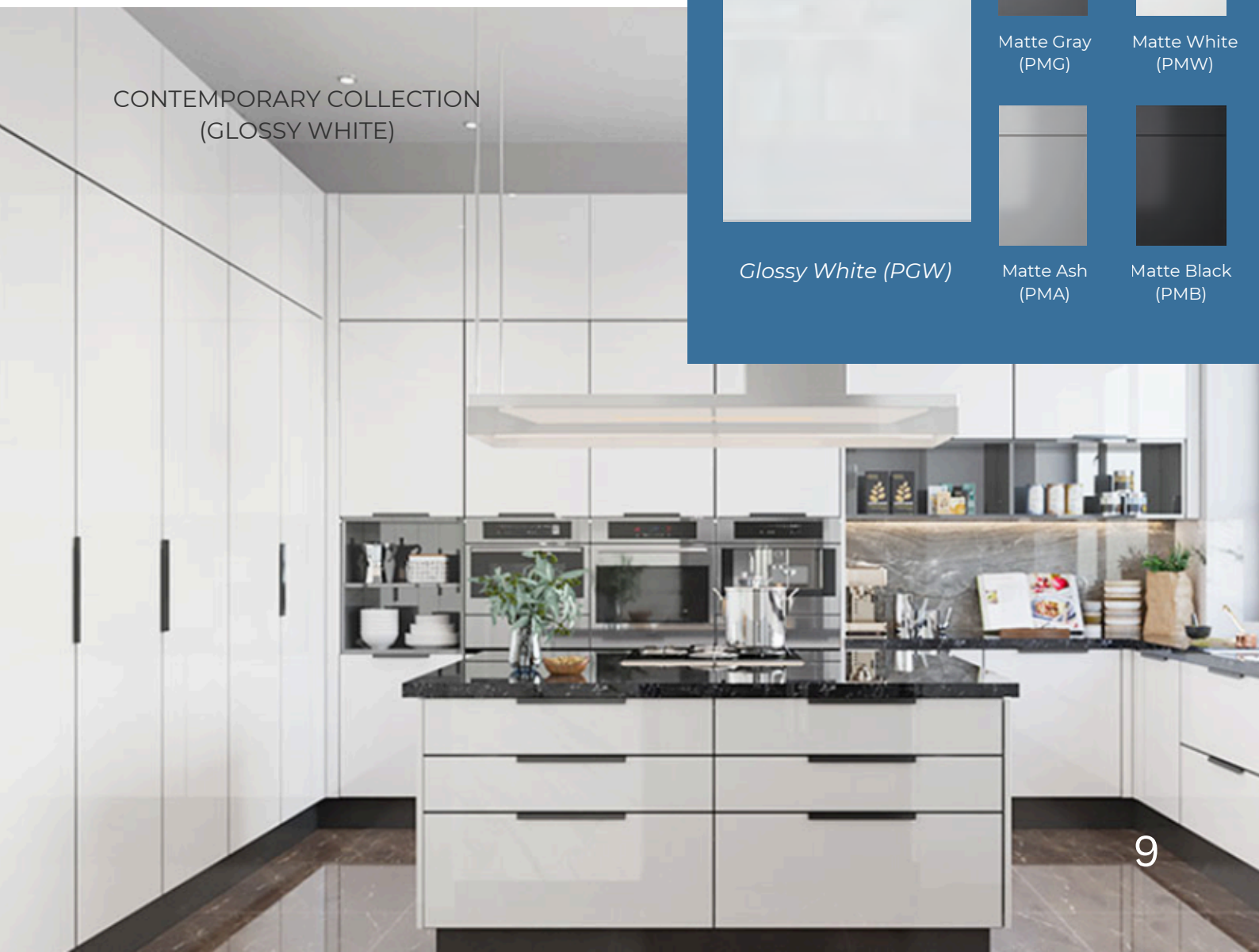


Matte Ash (PMA)



Matte Black (PMB)

CONTEMPORARY COLLECTION
(GLOSSY WHITE)





ARTISAN LINE

STANDARD FEATURES



DOOR HINGES

SIX WAY ADJUSTABLE, SOFT CLOSE, EURO STYLE CONCEALED HINGES



DRAWER GLIDES

UNDER-MOUNT, FULL-EXTENSION SOFT CLOSE GLIDES FOR MAXIMUM ACCESS.



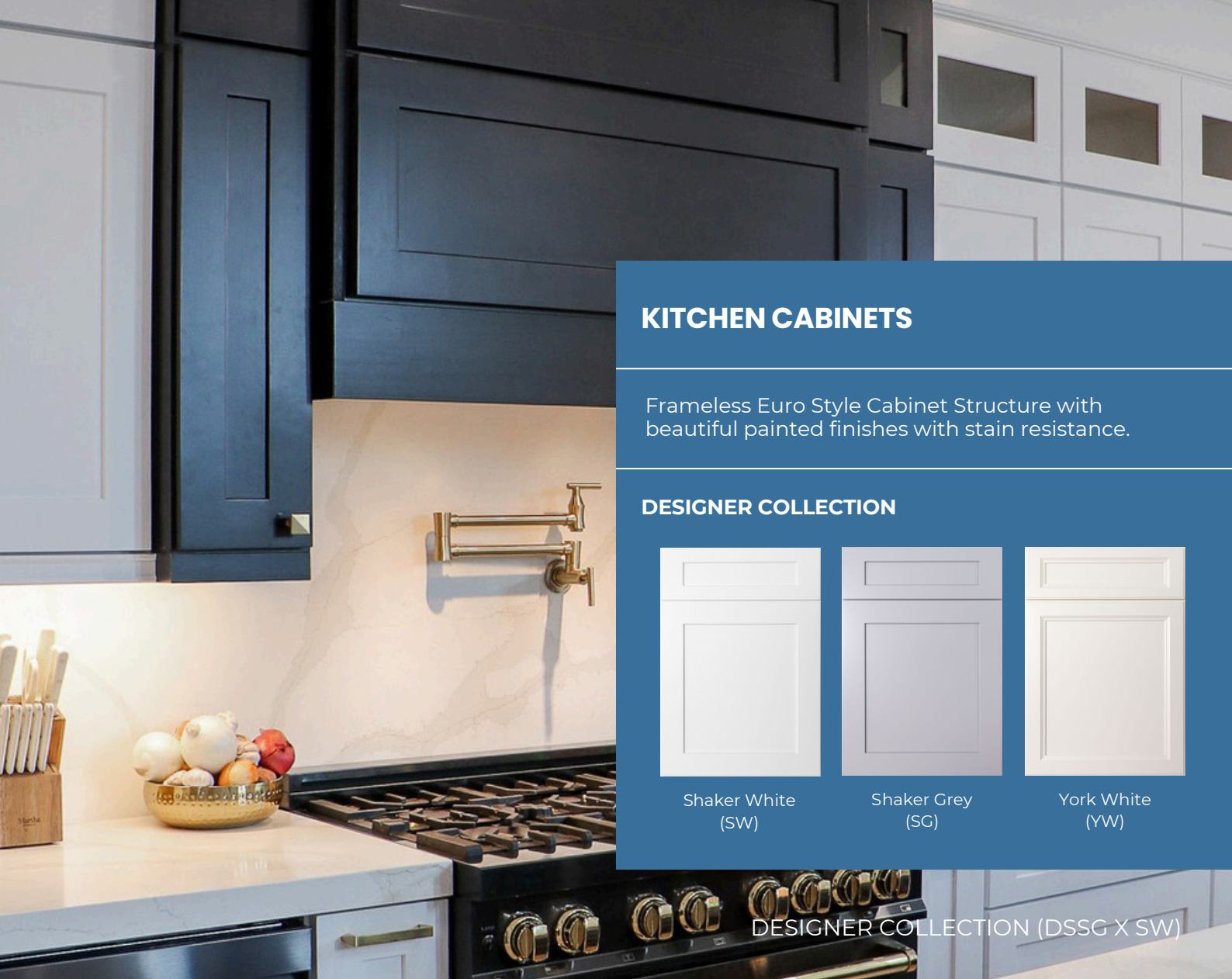
METAL CORNER BRACKETS

STRENGTHEN THE CORNER OF OUR UPPER & BASE CABINETS FOR MAXIMUM STABILITY.



DRAWERS

EASY TO ASSEMBLE, DOVETAILED CONSTRUCTION FOR SUPERIOR STRENGTH.



KITCHEN CABINETS

Frameless Euro Style Cabinet Structure with beautiful painted finishes with stain resistance.

DESIGNER COLLECTION



Shaker White
(SW)



Shaker Grey
(SG)



York White
(YW)

DESIGNER COLLECTION (DSSG X SW)

DESIGNER COLLECTION

Crafted with precision, these doors feature a sleek painted finish that delivers a smooth, polished look built to last. The high-density fiberboard (HDF) frame—including stile and rail—offers exceptional stability and durability, while the HDF center panel ensures a flawless, uniform surface for the perfect painted result.

Built using 5-piece mortise and tenon construction, these doors combine traditional craftsmanship with modern engineering, giving you a door that's as strong and reliable as it is stylish. The result: a refined, timeless design that enhances any kitchen or living space.



YORK WHITE (YW)

AUTHENTIC COLLECTION

These doors showcase the natural beauty of birch wood, enhanced with a rich stained finish that brings out the grain's warmth and character.

The birch wood door frame—crafted with stile and rail construction—provides strength and timeless elegance. At the core, a high-density fiberboard (HDF) center panel with birch veneer delivers a smooth, consistent surface while maintaining the authentic look of solid wood.

Constructed with 5-piece mortise and tenon joinery, the result is a door that's not only strong and stable but also a stunning centerpiece in any kitchen or living space.

KITCHEN CABINETS

Authentic colours with stained birch wood finishes.

AUTHENTIC COLLECTION



Natural Shaker
(NS)



Graphite Shaker
(GS)



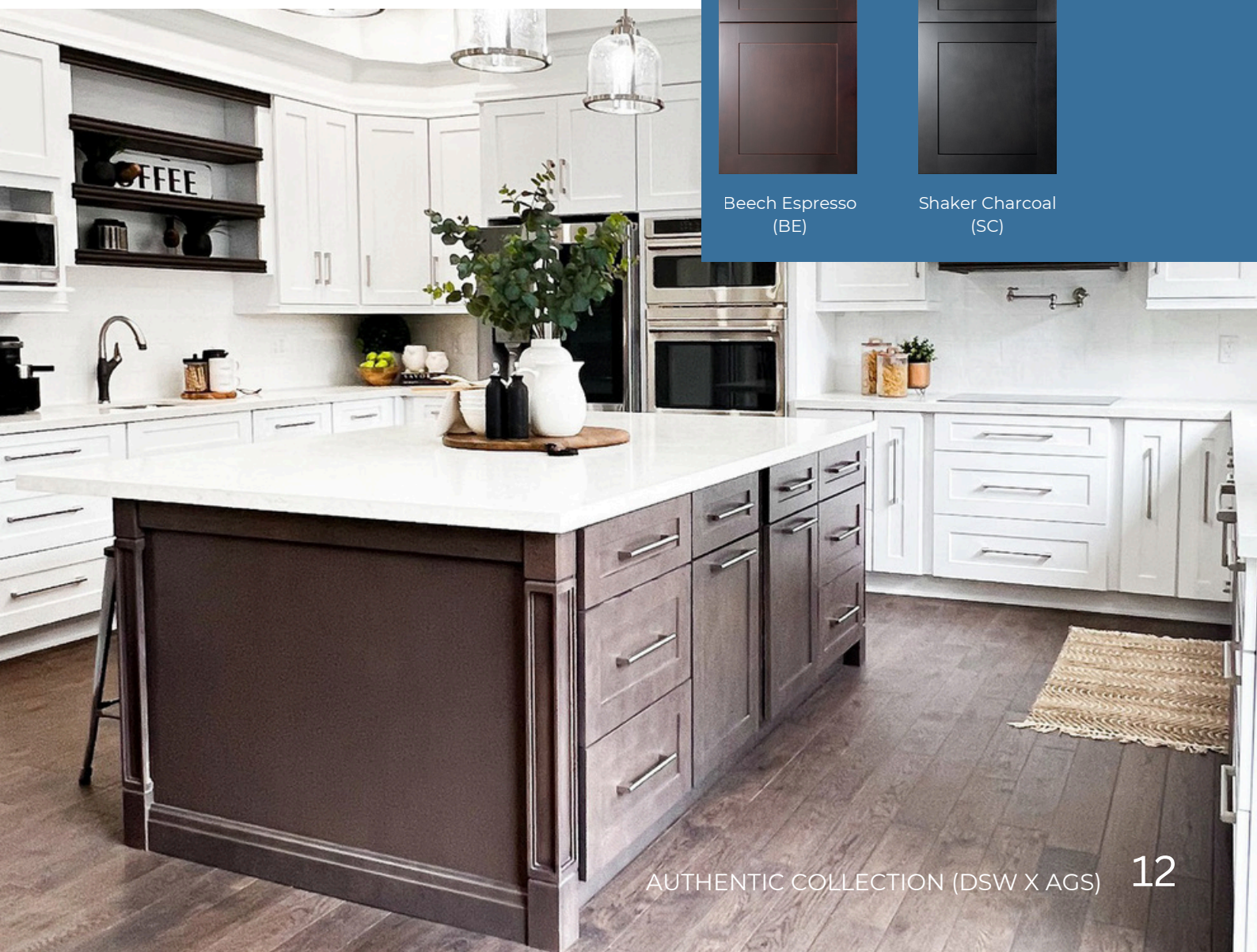
London Grey
(LG)



Beech Espresso
(BE)



Shaker Charcoal
(SC)



VANITIES

Functional and stylish storage solutions that bring organization and elegance to any bathroom. Designed to pair sinks with ample cabinet space, bathroom vanities combine practicality with design—offering a variety of finishes, sizes, and styles to suit both modern and traditional spaces.

SIGNATURE LINE



White Single
Shaker (WSS)




Grey Single
Shaker (GSS)



Blue Single
Shaker (BSS)




White Slim
Shaker (SSW)



Pure White
(MPW)



Whitish Maple
(MWM)




Natural Wood
(MNW)



Smoked Oak
(MSO)



Glossy White
(PGW)




Glossy Gray
(PGG)



Glossy Ash
(PGA)



Matte Gray
(PMG)



Matte White
(PMW)



Matte Ash
(PMA)



Matte Black
(PMB)

ARTISAN LINE



Shaker White
(SW)



Shaker Grey
(SG)



York White
(YW)




Natural Shaker
(NS)



Graphite
Shaker (GS)



London Grey
(LG)



Beech
Espresso (BE)



Shaker
Charcoal (SC)



SKYLAND

Style: Modern

PLWY20051-1000A

Door Style: YMA039, YMK123

Door Finish: Lacquer PWMK2014, Melamine PWMA0153

Countertop: PWTF0002

EVENING HAZE

Style: Modern

PCWY22020-0800

Door Style: YMH014,
YMH001D18



MUCHA

Style: Modern

PCWY23004-0800

Door Style: YMC048

Door Finish: UV Lacquer PWMC0162



THORSHAVN

Style: Italian Minimalism

PLWY20028

Door Style: YMH001D18

Door Finish: Powdery Coating PWMH0001

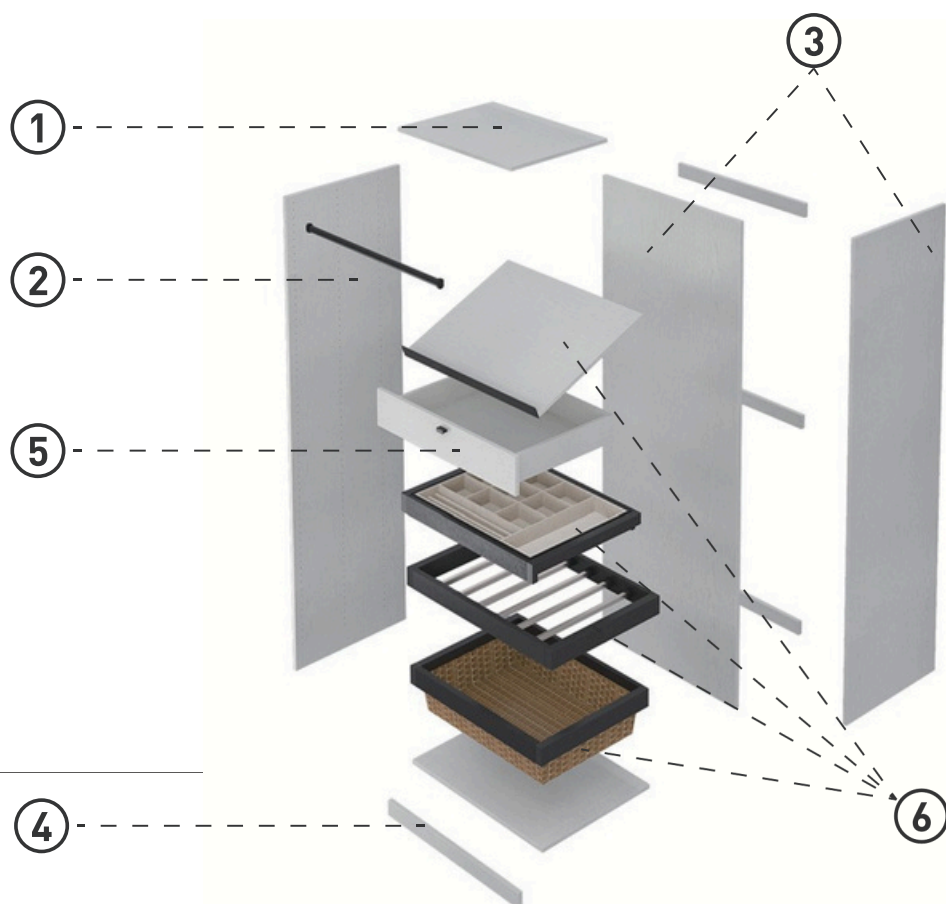
Countertop: PWTF0002



CLOSETS


PRODUCT PROFILE

- ① 15" and 24" depth available 32mm drilling system,
- ② standard units with shelves or hanging rods 3/4"
- ③ thickness side panel and 9mm(3/8") back panel
- ④ 3" height toekick of matching color
- ⑤ 4 sizes of drawers are free for customization [More](#)
- ⑥ accessories are available





The timeless beauty of the Classic White finish adds a touch of elegance to any wardrobe.



Pure White
(MPW)





Contact

160 PARK STREET, SUSSEX NB

(506) 808-2711

INFO@JMROBINSCONSTRUCTION.COM

WWW.JMROBINSCONSTRUCTION.COM

